

# RantCell User QoE test Report

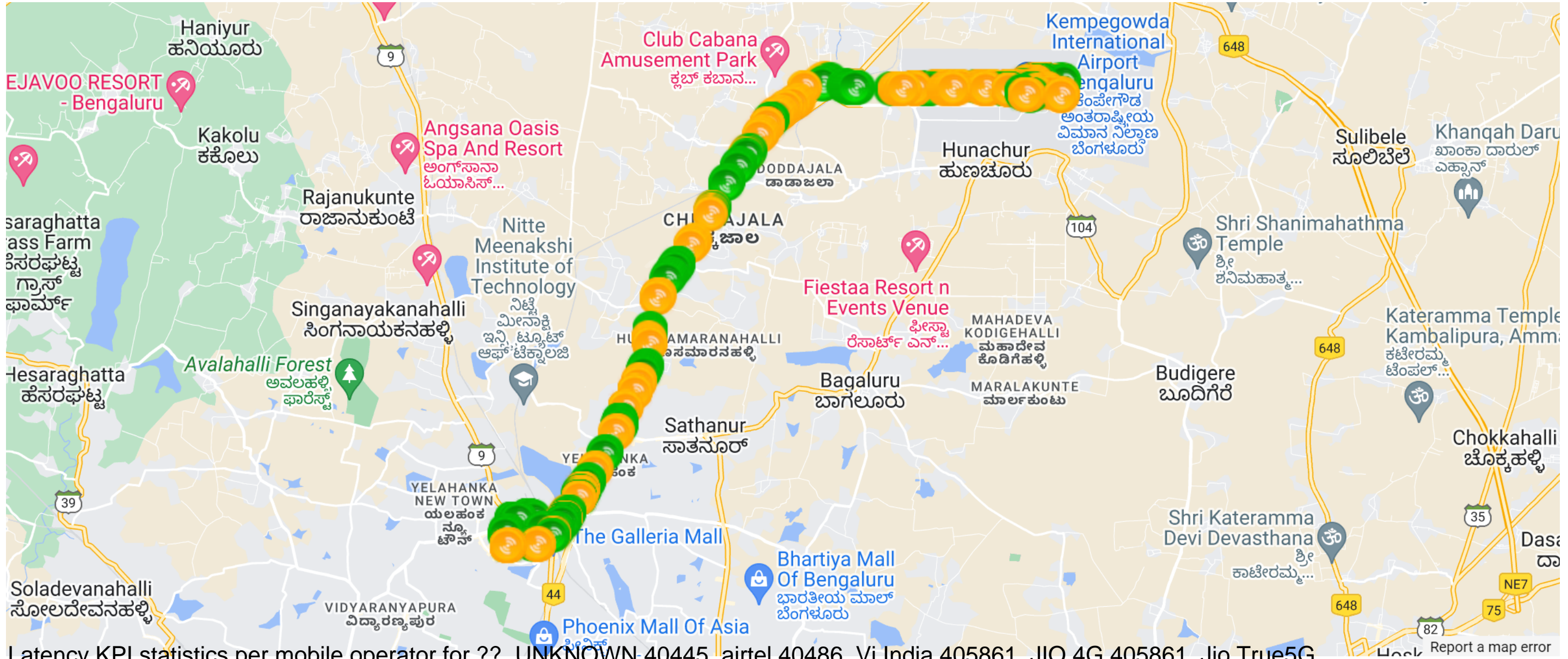


OperatorName	??_UNKNOWN,40445_airtel,40486_Vi India,405861_JIO 4G,405861_Jio True5G
Test phone Model/Models	Samsung SM-G991B,Xiaomi 21091116UG,Samsung SM-G781B
Report Generation Time	Apr 29, 2024 8:08:54 PM
Test StartTime	Mar 14, 2024 12:41:18 PM
Test EndTime	Mar 14, 2024 3:23:50 PM
Ping Test	Yes
Http Download Speed Test	Yes
Http Upload Speed Test	Yes

# Latency test report



Latency test view (Ping Test) for ??\_UNKNOWN,40445\_airtel,40486\_Vi India,405861\_JIO 4G,405861\_Jio True5G



Latency KPI statistics per mobile operator for ??\_UNKNOWN,40445\_airtel,40486\_Vi India,405861\_JIO 4G,405861\_Jio True5G

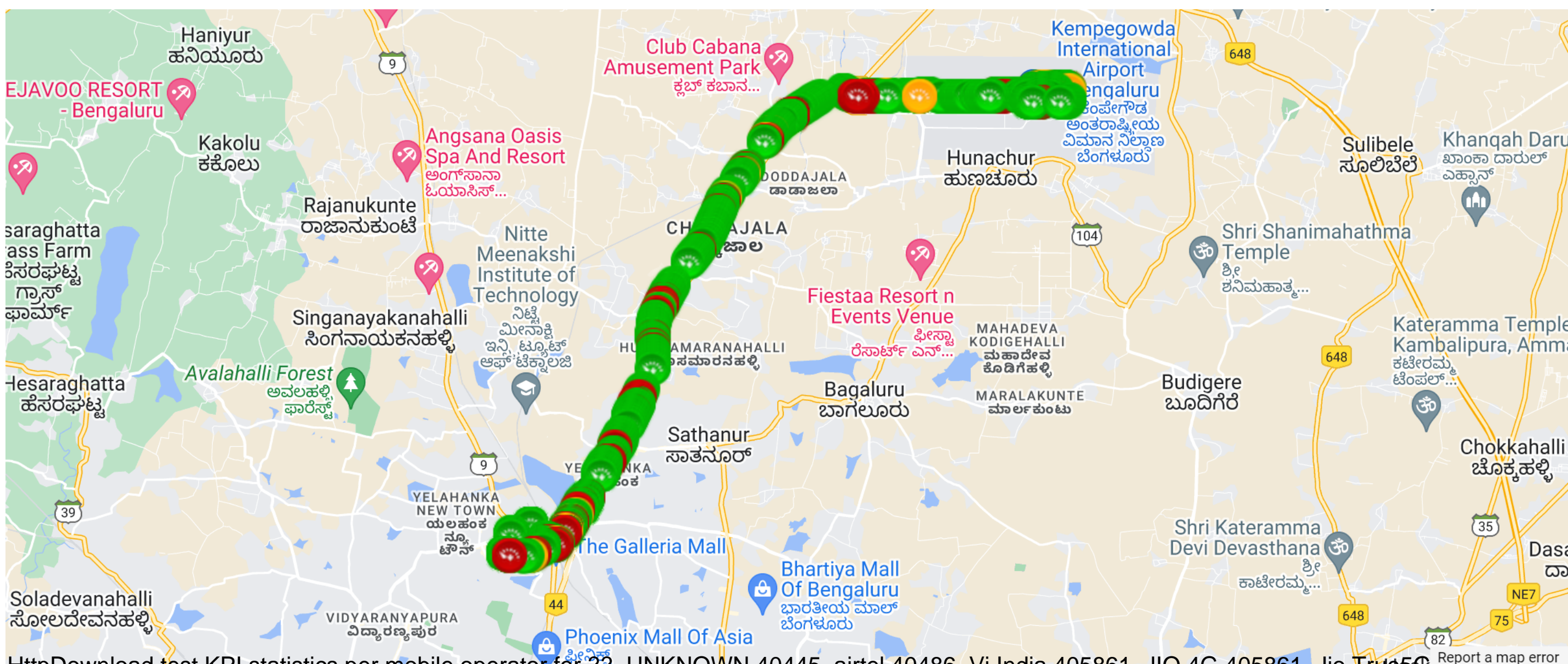
Latency	Jio (405861)	Airtel (40445)	Vodafone India (40486)
0ms - 150ms	76.9674 % (count : 401)	80.3763 % (count : 598)	0 % (count : 0)
>= 151ms	23.0326 % (count : 120)	19.6237 % (count : 146)	100.0000 % (count : 616)
Dropped Packets	0 % (count : 0)	0 % (count : 0)	0 % (count : 0)
Highest Latency (ms)	4572	7618	1055
Lowest Latency (ms)	20	13	230
Total Geo samples	521	744	616



# HttpDownload speed test report



HttpDownload speed test view for ??\_UNKNOWN,40445\_airtel,40486\_Vi India,405861\_JIO 4G,405861\_Jio True5G



HttpDownload test KPI statistics per mobile operator for ??\_UNKNOWN,40445\_airtel,40486\_Vi India,405861\_JIO 4G,405861\_Jio True5G

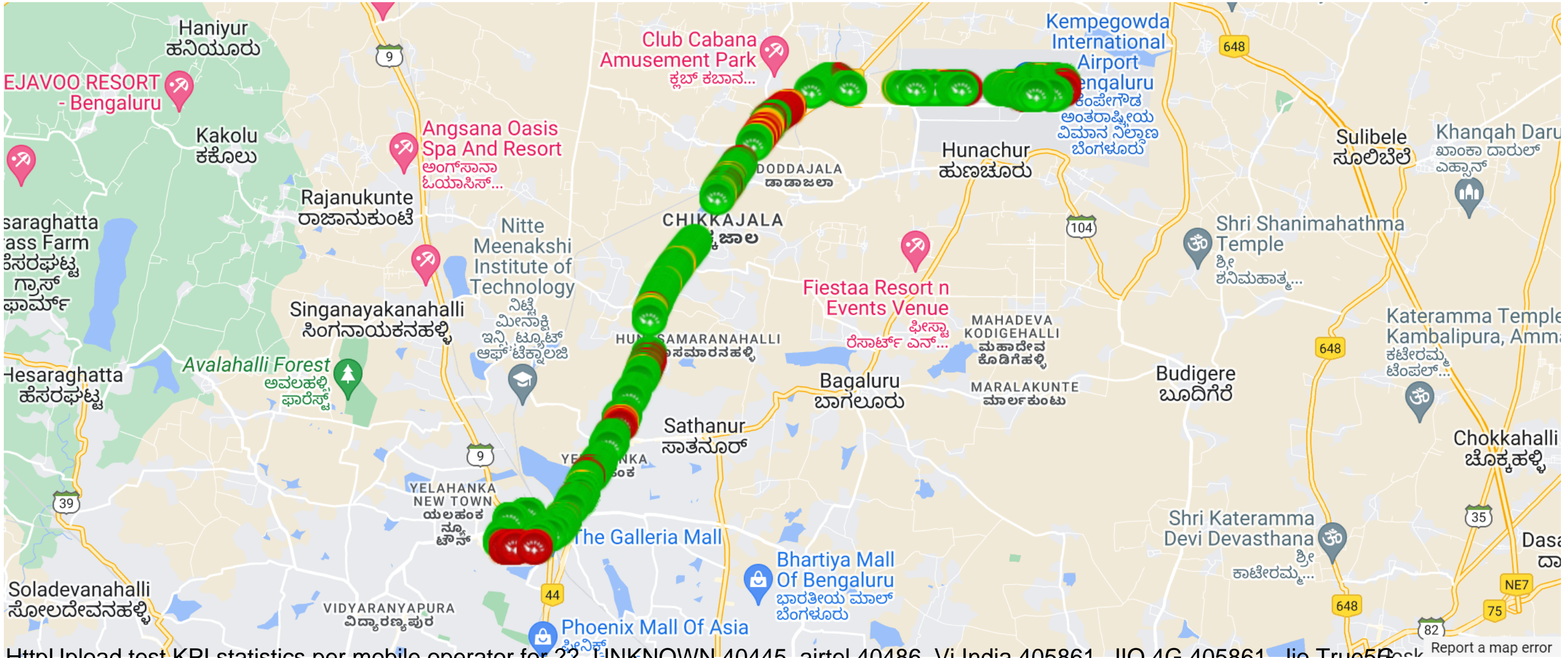
Http Download Speed	Airtel (40445)	Vodafone India (40486)	Jio (405861)
above 1.8Mbps	95.2756 % (count : 1936)	86.9100 % (count : 1381)	86.6983 % (count : 730)
1.58Mbps - 1.79Mbps	0.6398 % (count : 13)	0.8181 % (count : 13)	1.1876 % (count : 10)
0Mbps - 1.57Mbps	4.0846 % (count : 83)	12.2719 % (count : 195)	12.1140 % (count : 102)
Average (mbps)	49.75	11.62	8.21
Peak Speed (mbps)	678.61	67.01	30.68
Lowest Recorded (mbps)	0	0	0.01
Total Geo samples	2032	1589	842



# HttpUpload speed test report



HttpUpload speed test view for ??\_UNKNOWN,40445\_airtel,40486\_Vi India,405861\_JIO 4G,405861\_Jio True5G



HttpUpload test KPI statistics per mobile operator for ??\_UNKNOWN,40445\_airtel,40486\_Vi India,405861\_JIO 4G,405861\_Jio True5G

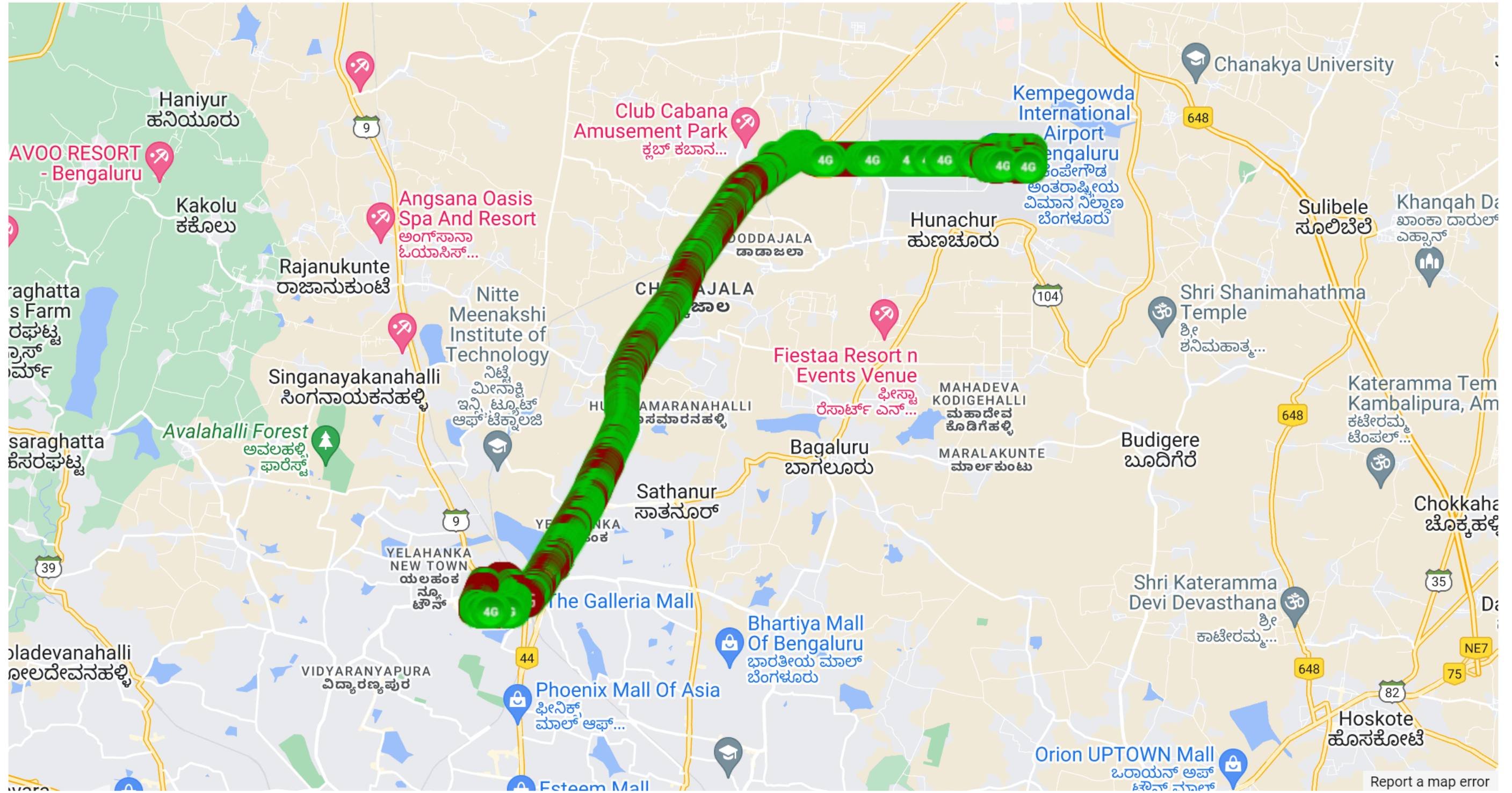
Operators	Airtel (40445)	Vodafone India (40486)	Jio (405861)
above 0.9Mbps	72.9743 % (count : 1477)	87.6644 % (count : 1400)	86.0520 % (count : 728)
0.25Mbps - 0.89Mbps	15.2174 % (count : 308)	4.6963 % (count : 75)	1.4184 % (count : 12)
0Mbps - 0.24Mbps	11.8083 % (count : 239)	7.6393 % (count : 122)	12.5296 % (count : 106)
Average (mbps)	13.62	9.43	4.38
Peak Speed (mbps)	143.58	24.2	9.77
Lowest Recorded (mbps)	0	0	0
Total Geo samples	2024	1597	846



# User perceived mobile network coverage during tests



mobile network coverage during tests for operators ??\_UNKNOWN,40445\_airtel,40486\_Vi India,405861\_JIO 4G,405861\_Jio True5G



RAN technology statistics per mobile network operator for ??\_UNKNOWN,40445\_airtel,40486\_Vi India,405861\_JIO 4G,405861\_Jio True5G

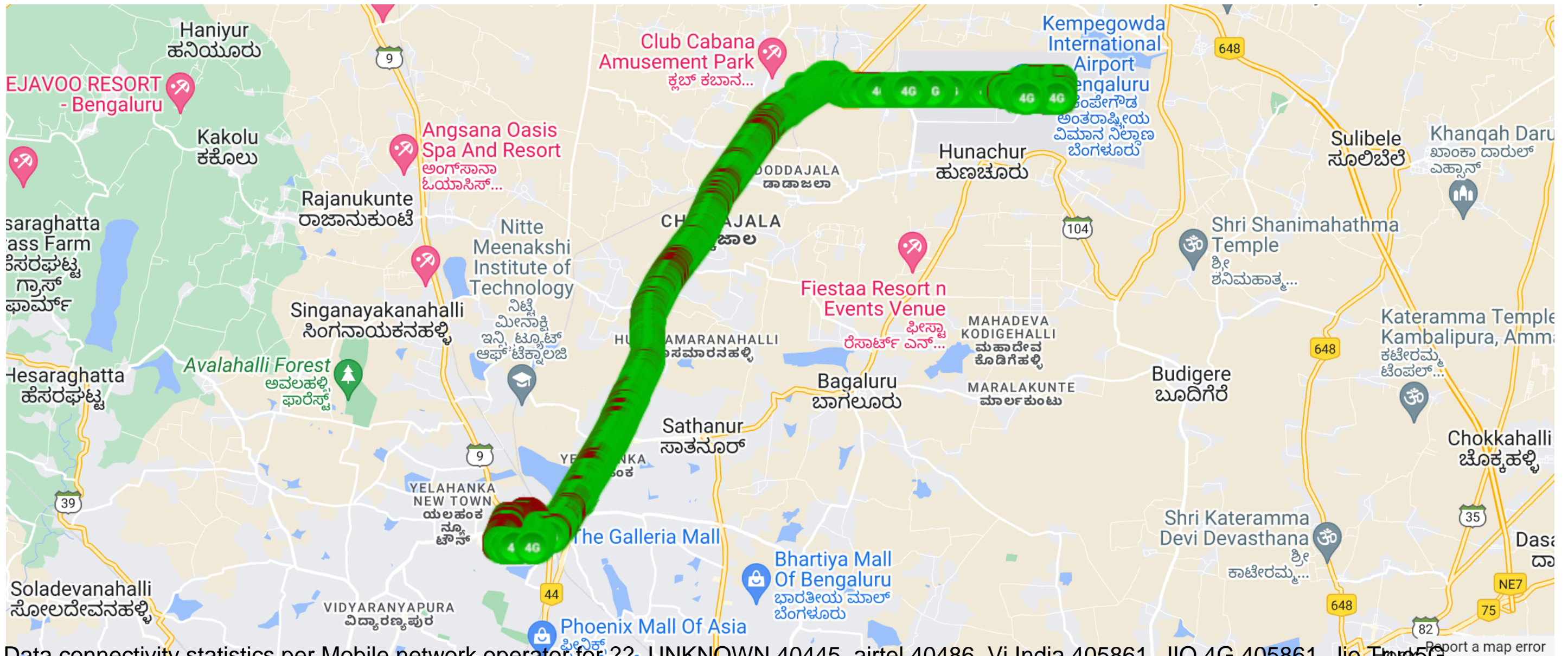
Network Type	Jio (405861)	Airtel (40445)	Vodafone India (40486)
5G	20.5739%	68.1930%	0.0000%
4G	79.4113%	31.8070%	100.0000%
3G	0.0000%	0.0000%	0.0000%
2G	0.0000%	0.0000%	0.0000%
CDMA	0.0000%	0.0000%	0.0000%
NONETWORK	0.0148%	0.0000%	0.0000%
Total Geo samples	6761	7753	7627



# User perceived RAN technology data connectivity statistics



Mobile data connectivity during tests for operator ??\_UNKNOWN,40445\_airtel,40486\_Vi India,405861\_JIO 4G,405861\_Jio True5G



Data connectivity statistics per Mobile network operator for ??\_UNKNOWN,40445\_airtel,40486\_Vi India,405861\_JIO 4G,405861\_Jio True5G

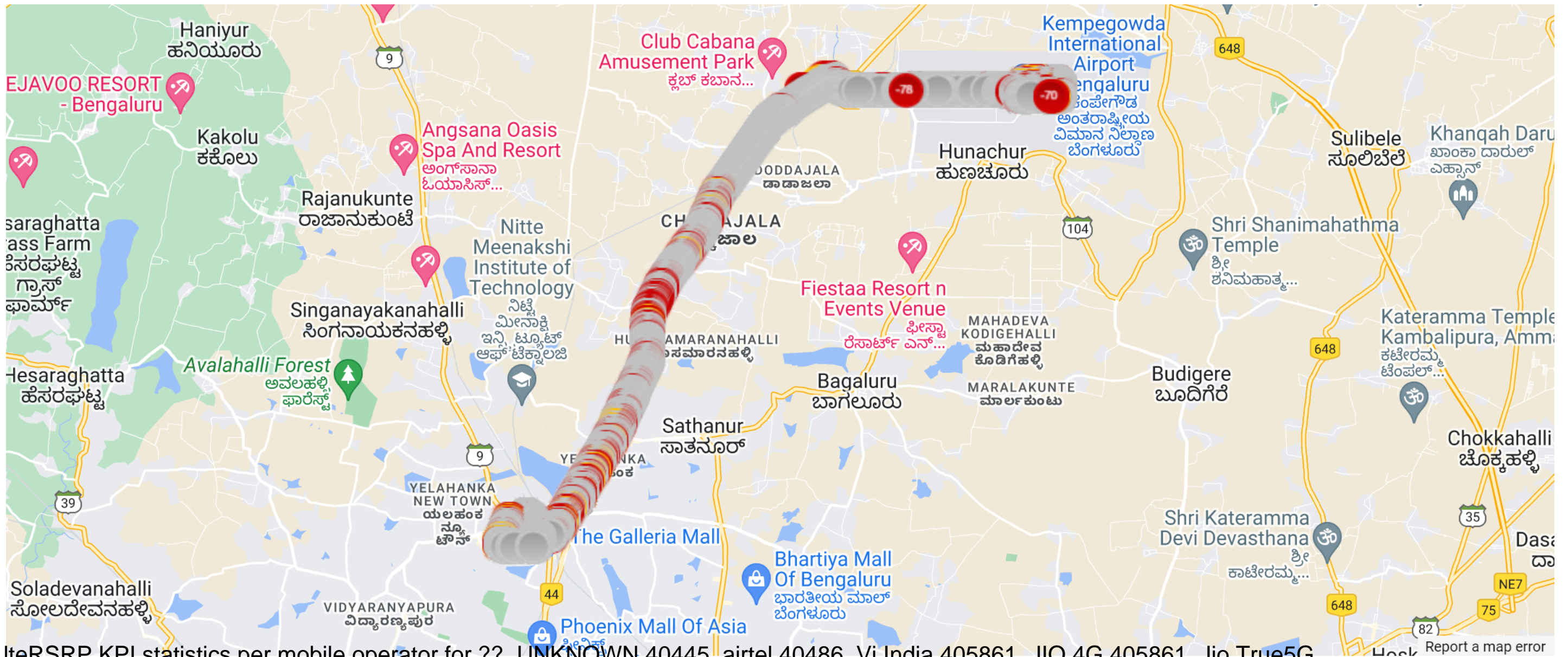
Data Type	Jio (405861)	Airtel (40445)	Vodafone India (40486)
5G	20.4703%	33.4322%	0.0000%
4G	79.5149%	66.5678%	100.0000%
3G	0.0000%	0.0000%	0.0000%
2G	0.0000%	0.0000%	0.0000%
CDMA	0.0000%	0.0000%	0.0000%
WIFI	0.0000%	0.0000%	0.0000%
NODATA	0.0148%	0.0000%	0.0000%
Total Geo samples	6761	7753	7627



# IteRSRP view



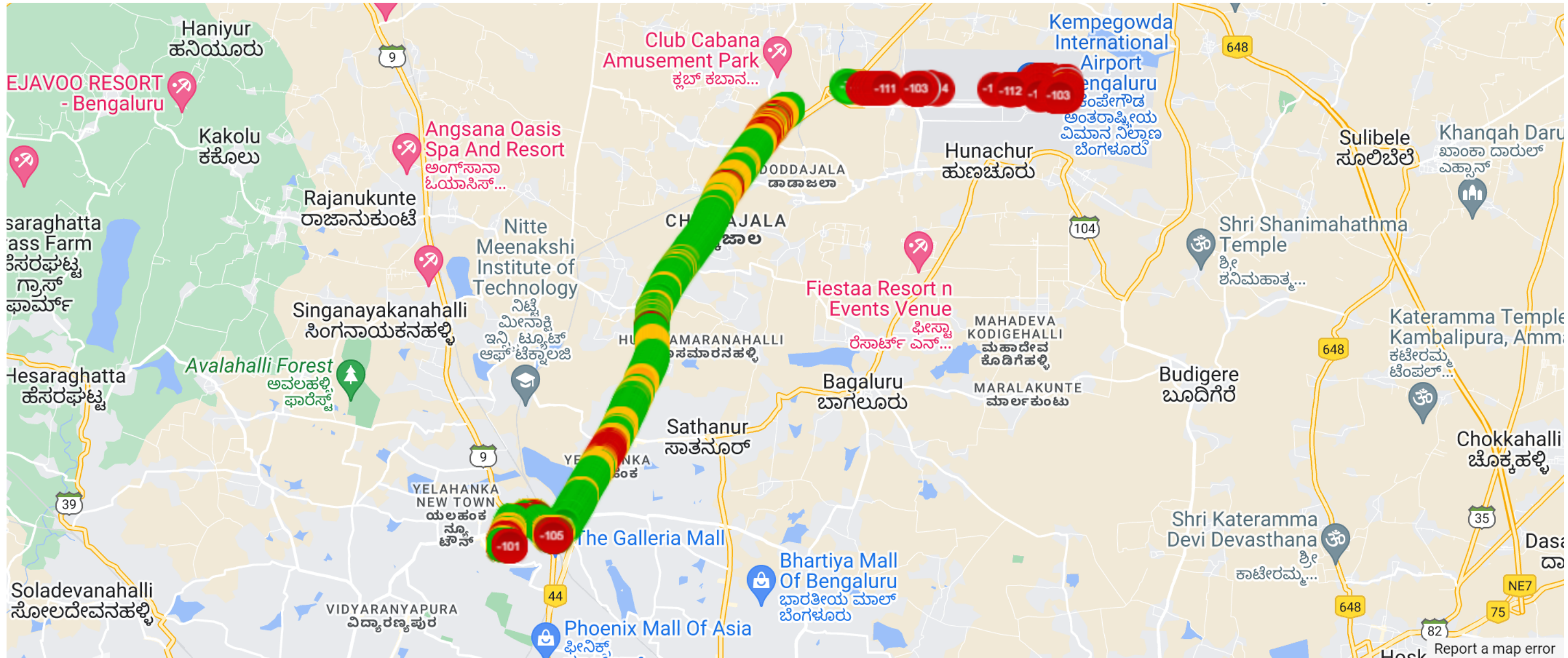
IteRSRP KPI statistics per mobile operator for operator ??\_UNKNOWN,40445\_airtel,40486\_Vi India,405861\_JIO 4G,405861\_Jio True5G



IteRSRP KPI statistics per mobile operator for ??\_UNKNOWN,40445\_airtel,40486\_Vi India,405861\_JIO 4G,405861\_Jio True5G

RSRP	Jio (405861)	Airtel (40445)	Vodafone India (40486)
>= to -48dBm	0 % (count : 0)	0 % (count : 0)	0 % (count : 0)
B/w -69dBm to -49dBm	11.8937 % (count : 640)	3.2246 % (count : 250)	0.7376 % (count : 56)
B/w -78dBm to -70dBm	49.8420 % (count : 2682)	36.7213 % (count : 2847)	15.2002 % (count : 1154)
<= -79dBm	38.2643 % (count : 2059)	60.0542 % (count : 4656)	84.0622 % (count : 6382)
Total Geo samples	5381	7753	7592





nrSsRsrp KPI statistics per mobile operator for ??\_UNKNOWN,40445\_airtel,40486\_Vi India,405861\_JIO 4G,405861\_Jio True5G

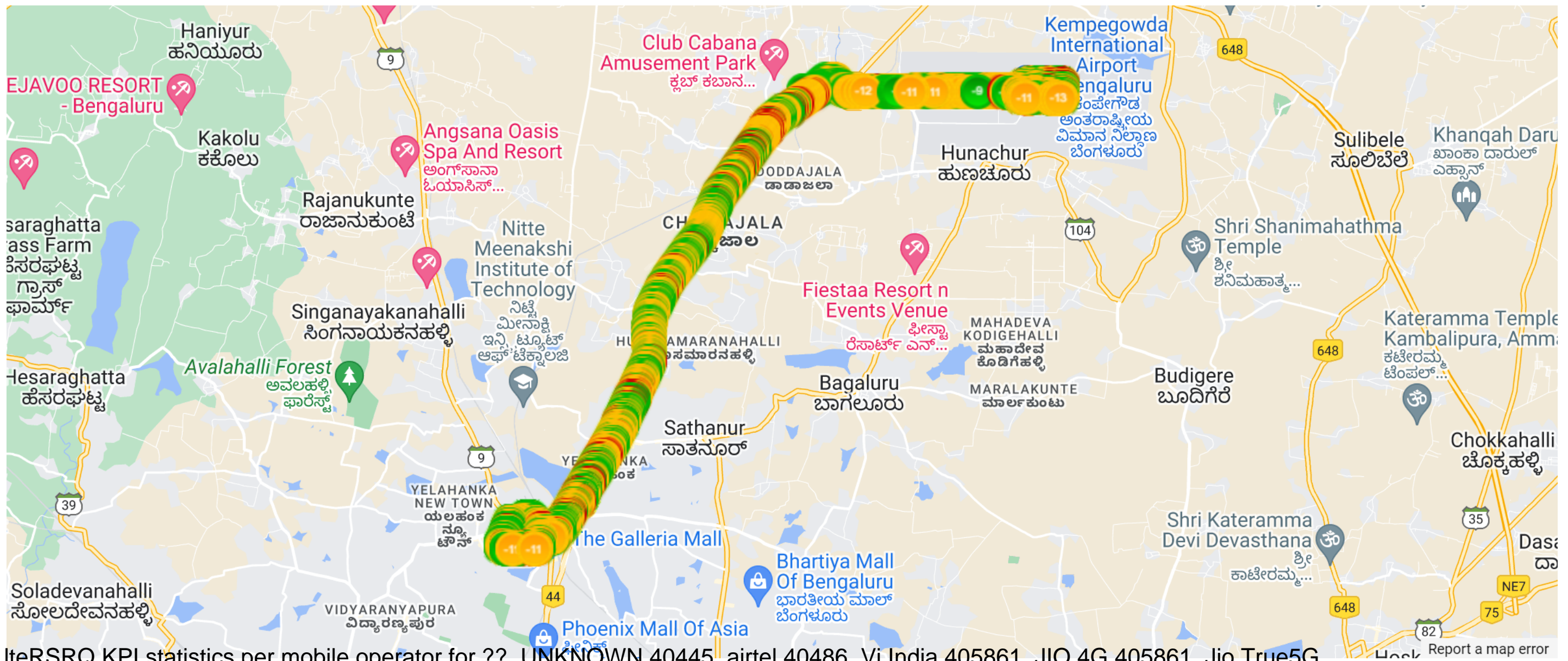
nrSsRsrp	Jio (405861)	Airtel (40445)	Vodafone India (40486)
>= to -89dBm	61.7839 % (count : 852)	10.8025 % (count : 280)	0 % (count : 0)
B/w -99dBm to -90dBm	19.7244 % (count : 272)	18.4028 % (count : 477)	0 % (count : 0)
B/w -115dBm to -100dBm	17.5489 % (count : 242)	70.7948 % (count : 1835)	0 % (count : 0)
<= -116dBm	0.9427 % (count : 13)	0 % (count : 0)	0 % (count : 0)
Total Geo samples	1379	2592	0



# IteRSRQ view



IteRSRQ KPI statistics per mobile operator for operator ??\_UNKNOWN,40445\_airtel,40486\_Vi India,405861\_JIO 4G,405861\_Jio True5G



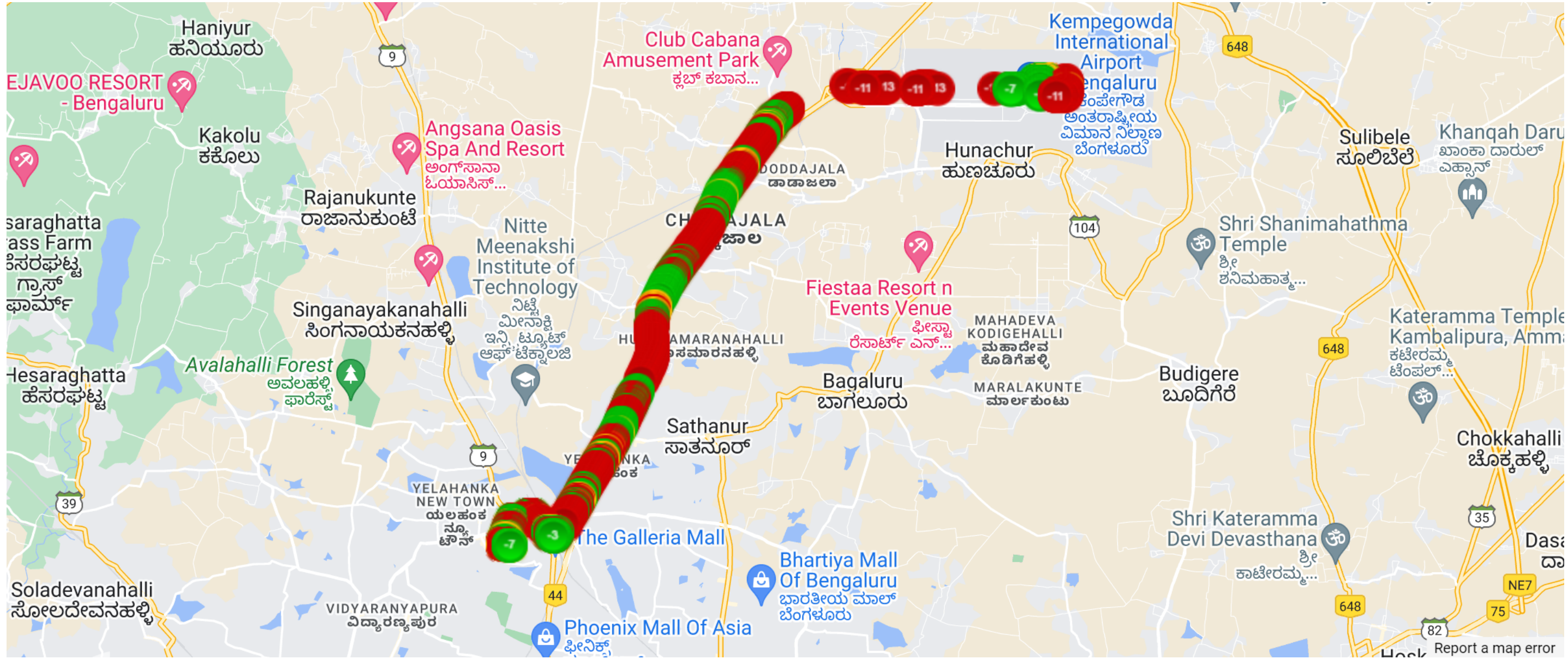
IteRSRQ KPI statistics per mobile operator for ??\_UNKNOWN,40445\_airtel,40486\_Vi India,405861\_JIO 4G,405861\_Jio True5G

RSRQ	Jio (405861)	Airtel (40445)	Vodafone India (40486)
>= to -10dB	31.5369 % (count : 1697)	25.2423 % (count : 1953)	38.6459 % (count : 2934)
B/w -11dB to -15dB	66.2888 % (count : 3567)	55.2927 % (count : 4278)	56.2698 % (count : 4272)
<= -16dB	2.1743 % (count : 117)	19.4649 % (count : 1506)	5.0843 % (count : 386)
Total Geo samples	5381	7737	7592



# nrSsRsrq view

nrSsRsrq KPI statistics per mobile operator for operator ??\_UNKNOWN,40445\_airtel,40486\_Vi India,405861\_JIO 4G,405861\_Jio True5G

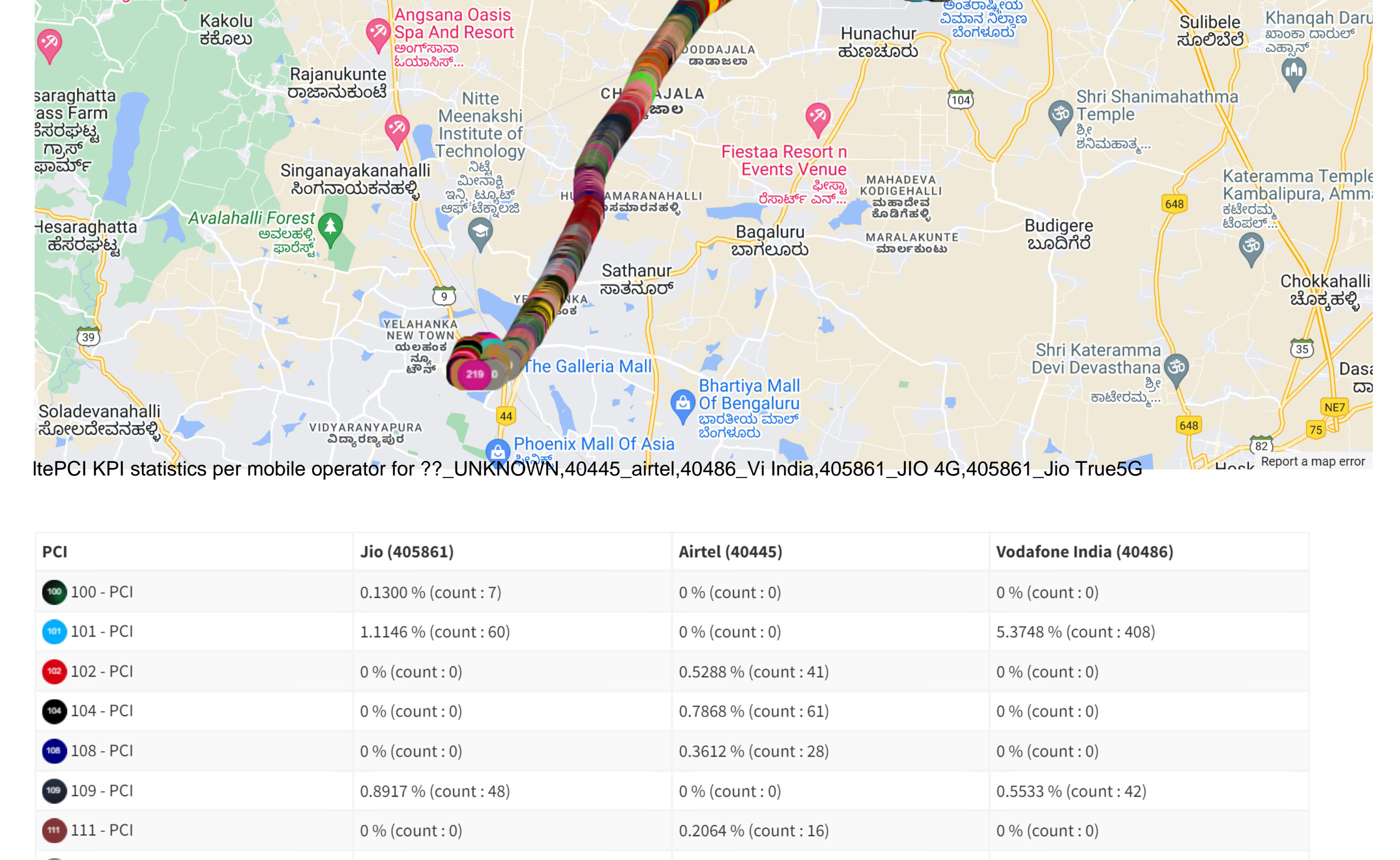


nrSsRsrq KPI statistics per mobile operator for ??\_UNKNOWN,40445\_airtel,40486\_Vi India,405861\_JIO 4G,405861\_Jio True5G

nrSsRsrq	Jio (405861)	Airtel (40445)	Vodafone India (40486)
<b>&gt;= to -7dB</b>	0 % (count : 0)	62.0756 % (count : 1609)	0 % (count : 0)
<b>B/w -8dB to -9dB</b>	0 % (count : 0)	31.9444 % (count : 828)	0 % (count : 0)
<b>&lt;= -10dB</b>	100.0000 % (count : 1379)	5.9799 % (count : 155)	0 % (count : 0)
Total Geo samples	1379	2592	0



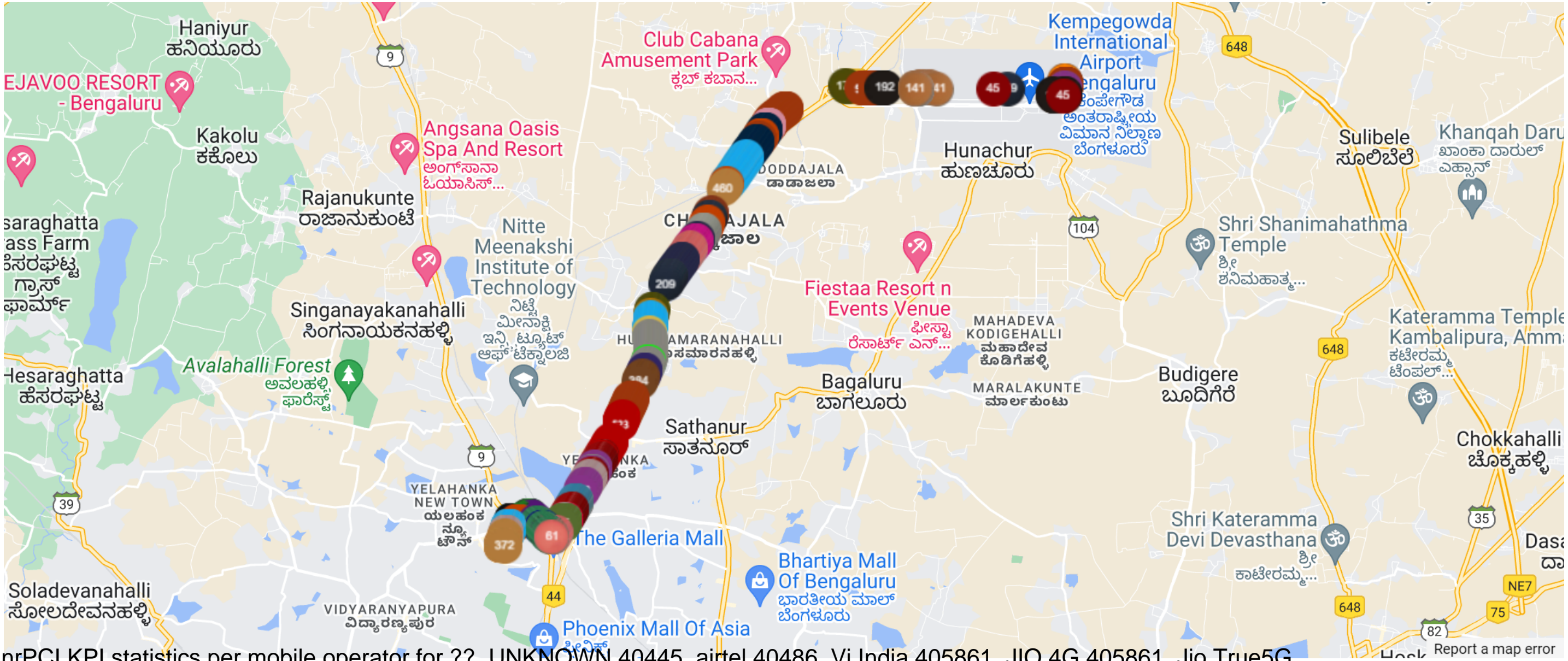
ltePCI KPI statistics per mobile operator for operator ??\_UNKNOWN,40445\_airtel,40486\_Vi India,405861\_JIO 4G,405861\_Jio True5G



ltePCI KPI statistics per mobile operator for ??\_UNKNOWN,40445\_airtel,40486\_Vi India,405861\_JIO 4G,405861\_Jio True5G

Table with 5 columns: PCI, Jio (405861), Airtel (40445), and Vodafone India (40486). Rows contain PCI values and their corresponding statistics for each operator, including percentages and counts.





nrPCI KPI statistics per mobile operator for ??\_UNKNOWN,40445\_airtel,40486\_Vi India,405861\_JIO 4G,405861\_Jio True5G

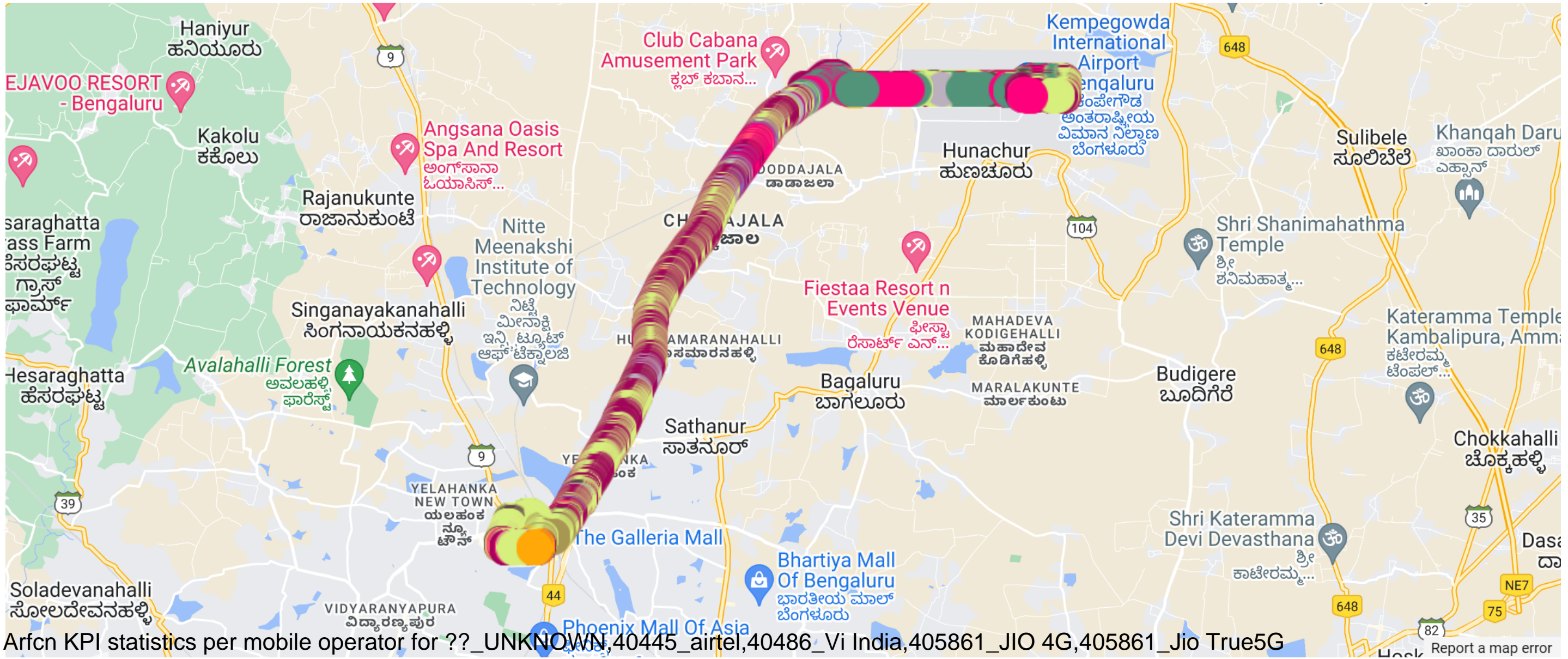
nrPCI	Jio (405861)
11 - nrPCI	0.1450 % (count : 2)
129 - nrPCI	1.0152 % (count : 14)
130 - nrPCI	0.1450 % (count : 2)
141 - nrPCI	1.5228 % (count : 21)
148 - nrPCI	0.5076 % (count : 7)
16 - nrPCI	0.3626 % (count : 5)
176 - nrPCI	0.2175 % (count : 3)
180 - nrPCI	3.2632 % (count : 45)
192 - nrPCI	1.8854 % (count : 26)
201 - nrPCI	3.4808 % (count : 48)
205 - nrPCI	0.2901 % (count : 4)
207 - nrPCI	1.7404 % (count : 24)
209 - nrPCI	0.7977 % (count : 11)
214 - nrPCI	0.0725 % (count : 1)
226 - nrPCI	0.5801 % (count : 8)
275 - nrPCI	0.2901 % (count : 4)
285 - nrPCI	0.2175 % (count : 3)
314 - nrPCI	0.7252 % (count : 10)
321 - nrPCI	0.0725 % (count : 1)
372 - nrPCI	4.4960 % (count : 62)
379 - nrPCI	1.1603 % (count : 16)
384 - nrPCI	0.5801 % (count : 8)
394 - nrPCI	2.8281 % (count : 39)
436 - nrPCI	1.6679 % (count : 23)
437 - nrPCI	0.3626 % (count : 5)
45 - nrPCI	0.1450 % (count : 2)
450 - nrPCI	1.5228 % (count : 21)
451 - nrPCI	5.0036 % (count : 69)
452 - nrPCI	0.2175 % (count : 3)
456 - nrPCI	4.5685 % (count : 63)
459 - nrPCI	0.4351 % (count : 6)
460 - nrPCI	0.9427 % (count : 13)
469 - nrPCI	0.8702 % (count : 12)
470 - nrPCI	1.1603 % (count : 16)
473 - nrPCI	5.8738 % (count : 81)
474 - nrPCI	7.8318 % (count : 108)
498 - nrPCI	1.8129 % (count : 25)
499 - nrPCI	2.1030 % (count : 29)
508 - nrPCI	0.5801 % (count : 8)
51 - nrPCI	1.3778 % (count : 19)
521 - nrPCI	2.4656 % (count : 34)
523 - nrPCI	4.4960 % (count : 62)
524 - nrPCI	13.7781 % (count : 190)
539 - nrPCI	0.6526 % (count : 9)
61 - nrPCI	1.0152 % (count : 14)
95 - nrPCI	14.7208 % (count : 203)
Total Geo samples	1379



Arfcn view



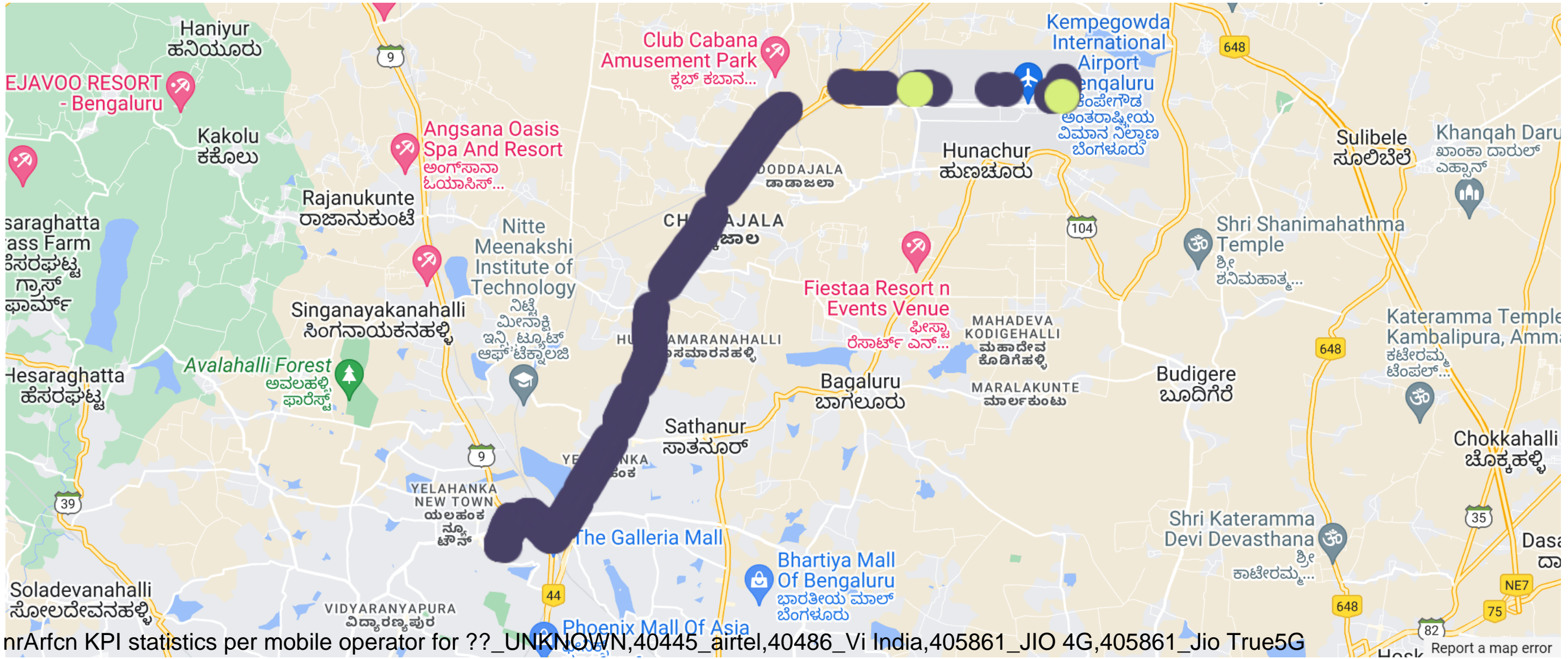
Arfcn KPI statistics per mobile operator for operator ??\_UNKNOWN,40445\_airtel,40486\_Vi India,405861\_JIO 4G,405861\_Jio True5G



Arfcn KPI statistics per mobile operator for ??\_UNKNOWN,40445\_airtel,40486\_Vi India,405861\_JIO 4G,405861\_Jio True5G

Arfcn	Jio (405861)	Airtel (40445)	Vodafone India (40486)
0 - bcchArfcn	0 % (count : 0)	0 % (count : 0)	0 % (count : 0)
1301 - lteEARfcn	0 % (count : 0)	48.6908 % (count : 3775)	0 % (count : 0)
1451 - lteEARfcn	13.0459 % (count : 702)	0 % (count : 0)	0 % (count : 0)
1582 - lteEARfcn	0 % (count : 0)	0 % (count : 0)	55.7561 % (count : 4233)
240 - lteEARfcn	0 % (count : 0)	44.0346 % (count : 3414)	0 % (count : 0)
2463 - lteEARfcn	11.1875 % (count : 602)	0 % (count : 0)	0 % (count : 0)
340 - lteEARfcn	0 % (count : 0)	0 % (count : 0)	3.4510 % (count : 262)
3576 - lteEARfcn	0 % (count : 0)	0 % (count : 0)	40.7929 % (count : 3097)
3626 - lteEARfcn	0 % (count : 0)	4.7465 % (count : 368)	0 % (count : 0)
38750 - lteEARfcn	67.2552 % (count : 3619)	0 % (count : 0)	0 % (count : 0)
38948 - lteEARfcn	8.5114 % (count : 458)	0 % (count : 0)	0 % (count : 0)
39125 - lteEARfcn	0 % (count : 0)	0.8513 % (count : 66)	0 % (count : 0)
39126 - lteEARfcn	0 % (count : 0)	0.5417 % (count : 42)	0 % (count : 0)
39275 - lteEARfcn	0 % (count : 0)	1.1350 % (count : 88)	0 % (count : 0)
Total Geo samples	5381	7753	7592





nrArfcn KPI statistics per mobile operator for ??\_UNKNOWN,40445\_airtel,40486\_Vi India,405861\_JIO 4G,405861\_Jio True5G

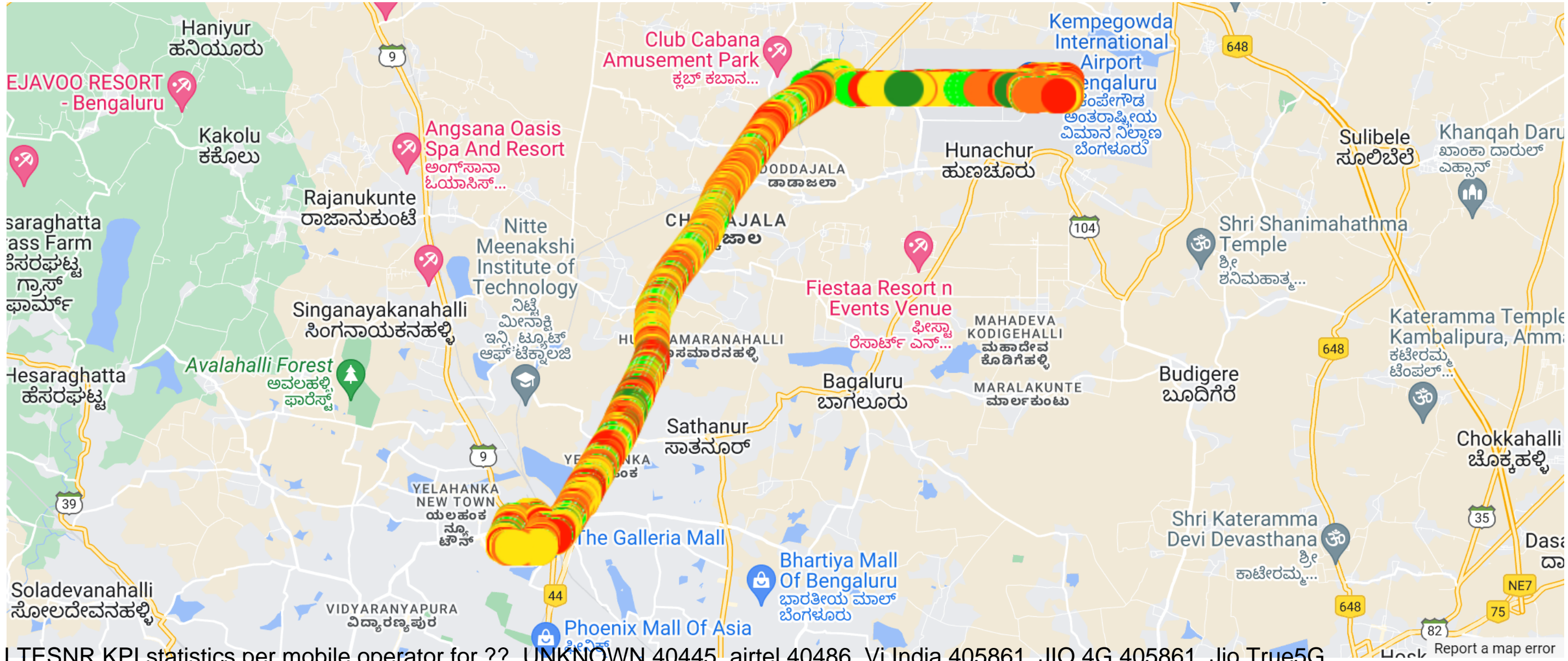
nrArfcn	Jio (405861)
156510 - nrArfcn	0.3628 % (count : 5)
634080 - nrArfcn	99.6372 % (count : 1373)
Total Geo samples	1378



# LTESNR view



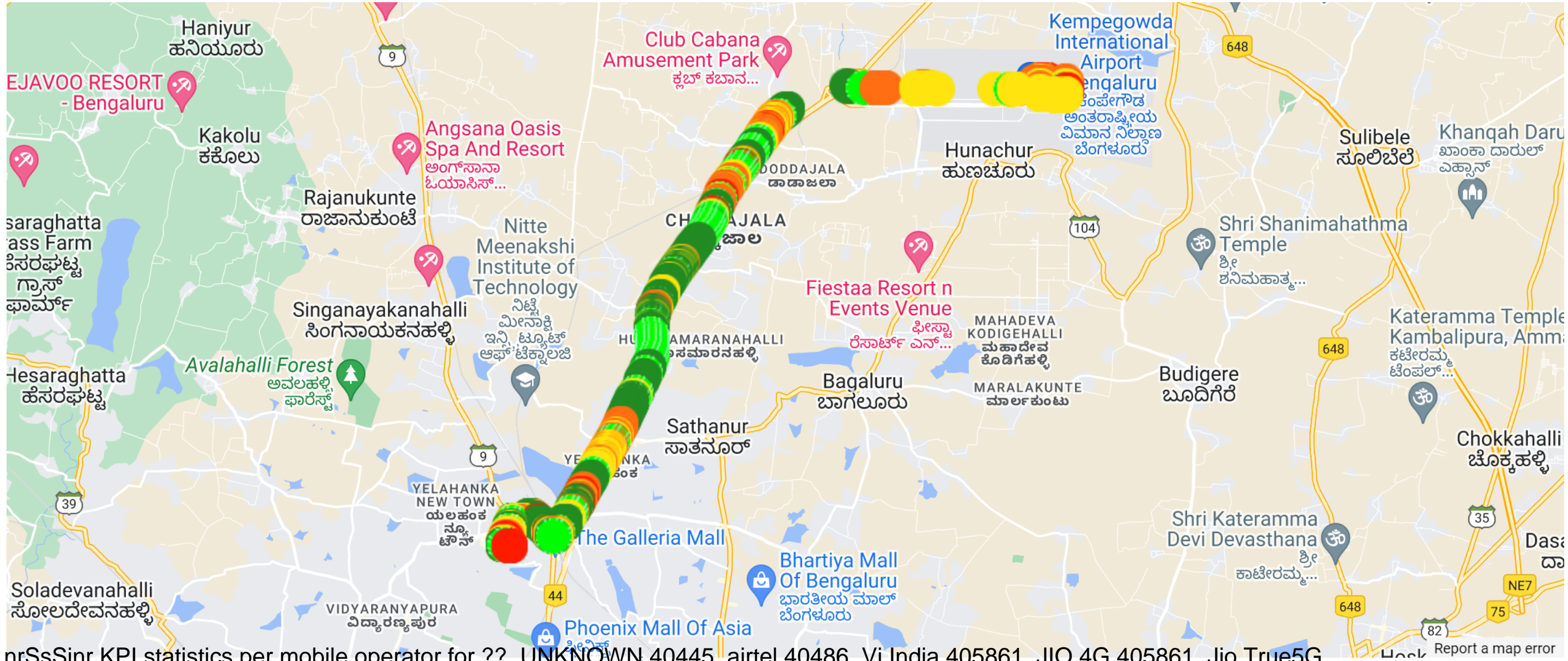
LTESNR KPI statistics per mobile operator for operator ??\_UNKNOWN,40445\_airtel,40486\_Vi India,405861\_JIO 4G,405861\_Jio True5G



LTESNR KPI statistics per mobile operator for ??\_UNKNOWN,40445\_airtel,40486\_Vi India,405861\_JIO 4G,405861\_Jio True5G

lteSNR	Jio (405861)	Airtel (40445)	Vodafone India (40486)
>= to 30dB	0 % (count : 0)	0.0279 % (count : 2)	0.4819 % (count : 36)
B/w 29dB to 18dB	2.9243 % (count : 143)	2.4152 % (count : 173)	6.9076 % (count : 516)
B/w 17dB to 12dB	7.7096 % (count : 377)	6.6034 % (count : 473)	25.7965 % (count : 1927)
B/w 11dB to 5dB	27.3415 % (count : 1337)	19.6985 % (count : 1411)	41.7805 % (count : 3121)
B/w 4dB to 0dB	58.5481 % (count : 2863)	27.0278 % (count : 1936)	20.4284 % (count : 1526)
B/w -1dB to -20dB	3.4765 % (count : 170)	44.2273 % (count : 3168)	4.6051 % (count : 344)
B/w -21dB to -31dB	0 % (count : 0)	0 % (count : 0)	0 % (count : 0)
<= -32dB	0 % (count : 0)	0 % (count : 0)	0 % (count : 0)
Total Geo samples	4890	7163	7470





nrSsSinr KPI statistics per mobile operator for ??\_UNKNOWN,40445\_airtel,40486\_Vi India,405861\_JIO 4G,405861\_Jio True5G

nrSsSinr	Jio (405861)	Airtel (40445)
>= to 30dB	9.0379 % (count : 124)	0 % (count : 0)
B/w 29dB to 18dB	44.5335 % (count : 611)	5.4217 % (count : 108)
B/w 17dB to 12dB	23.3236 % (count : 320)	7.5301 % (count : 150)
B/w 11dB to 5dB	17.5656 % (count : 241)	12.2992 % (count : 245)
B/w 4dB to 0dB	5.1749 % (count : 71)	54.2671 % (count : 1081)
B/w -1dB to -20dB	0.3644 % (count : 5)	20.4819 % (count : 408)
B/w -21dB to -31dB	0 % (count : 0)	0 % (count : 0)
<= -32dB	0 % (count : 0)	0 % (count : 0)
Total Geo samples	1372	1992